

THE FULL ARMOR OF GOD



THE HELMET OF SALVATION AND THE SWORD OF THE SPIRIT

MY NAME IS _____

EPHESIANS 6:10-11

Finally, be strong in the Lord and in His mighty power.
Put on the full Armor of God, so that you can take your stand against
the devil's schemes.

PUT ON GOD'S ARMOR

We will complete our armor by looking at the Helmet of Salvation and the Sword of the Spirit.

First, let's look at what God says about Salvation. John 3:16 tells us that God so loved the world that He sent His Son, Jesus Christ to die for us on the Cross. Everyone who believes in Christ is forgiven of their sins and will walk with God now and for eternity.

To walk with God now, we need to keep our thoughts pure and do what is accurate. When we have pure thoughts, we are wearing our Helmet of Salvation.

The Word of God tells us who we are. God desires that we read His Word and to do what it says. When we read God's Word and do what it says, we are using the Sword of the Spirit to win the invisible war!

Ephesians 6:17 Put on salvation as your helmet, and take the sword of the Spirit, which is the word of God.

We must remember:

- 🛡 When we have pure thoughts and correct actions, we are wearing our Helmet of Salvation.
- 🛡 When we read God's Word and do what it says, we are using the Sword of the Spirit to win the invisible war!

We will read God's Word and keep our thoughts pure!




PROTECT YOUR MIND

Parents'
Tip #1

Ephesians 6:17 (NLT) Put on salvation as your helmet, and take the sword of the Spirit, which is the Word of God.


Instructions: Print and color the puzzle below on stock card. Cut out the pieces along the puzzle lines. Mix the pieces up and try to put the puzzle back together.

Helmet of
Salvation




Sword

of the Spirit



PROTECT YOUR MIND

Parents read 1 Timothy 4:12 to your child and listen to the audio clips below. Have your child color the happy or sad face to show how God feels about what the kids below are thinking.



I will do what is right and pleasing to God, at all times!

GOD'S WORD PROTECTS US



The Word of God can help us fight against bad thoughts and keep our minds pure. Draw an arrow from the bad thoughts to the scriptures that can fight against them. Then, draw an arrow from the scriptures to accurate thoughts. An example has been completed for you.



Fear

Gratitude

Anxiety

Joy

Jealousy

Faith

Anger

Self-control

Sadness

Peace

Joshua 1:9 (NIV)

Ephesians 4:26
(NLT)

1 Timothy 6:6
(NKJV)

Philippians 4:6-7
(NLT)

Psalms 43:5 (NKJV)

Are you struggling with any thoughts?
Pray about it and speak to a parent or trusted adult.

THE WORD OF GOD

The Word of God is a mighty weapon in our invisible war! Click play to listen to the poem and chant that tells us about the Word of God. Do you think you can recite the poem with your own actions or even create your own poem? Share your feedback with us at <https://www.projectheritage.org/share/>

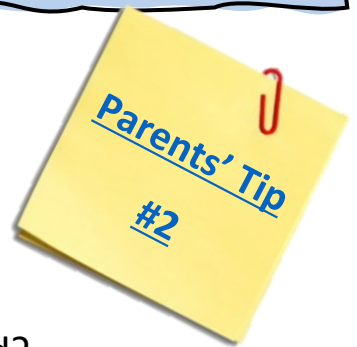


POEM

The Word of God

How can we describe the Word of God?
It is more than just a book we read.
It is more than just words we say.
It tells us how we are to be!
When we read the Word of God each day,
And practice all that it says,
We get wisdom, understanding
and become more accurate!

Do you know that the Word of God is a mighty weapon?
It helps us to stand firm against the devil's schemes.
It helps us to destroy the darkness.
It protects us, keeps us safe.
When we read the Word of God each day,
It is a lamp to my feet and a light to my path.
I will love the Word of God. I will do all that it says!



CHANT

I love the Word of God. I will do all that it says!

SALVATION & THE WORD OF GOD

In Matthew 4:1-11, Satan tried to tempt Jesus to sin, but Jesus was able to guard His thoughts by using the Word of God. He was victorious!

Read each scenario below and help the children guard their thoughts. Write a response in your Armor in Action Journal based on the most suitable scriptures from the box below.



Proverbs 13:4

Romans 12:17


Colossians 3:23

1 Peter 3:9

Psalms 18:3

Psalms 119:41-42

A) On Hannah's first day at school, a few girls make fun of her hairstyle. This makes her sad every time she thinks about going to school. **As Hannah's friend, how would you encourage her to replace her sad thoughts about school?**



B) Shaun is upset. His sister Alissa ate his slice of cake although she already had hers. Alissa says she is sorry, but Shaun is still upset. He begins to think of a way to get back at his sister. **As Shaun's friend what would you tell him?**

C) Jedidiah thinks his homework is too hard and will take away from his time playing basketball. He thinks about a crafty way to get out of submitting his homework on time. **As Jedidiah's friend, what would you tell him about his attitude?**



HOW DO WE GAIN SALVATION?

Did you know that salvation begins when we simply declare and believe that Christ died for our sins? Let's hear from a few of our X-Elle GPS and Hebron GPS friends on their Salvation experience! Click on the photos below.



Amaris John
Elijah Centre Nexus



Maleah Sparkes
Elijah Centre London




Janae Codogan
Elijah Centre Nexus



Matthew Joseph
Elijah Centre Toronto



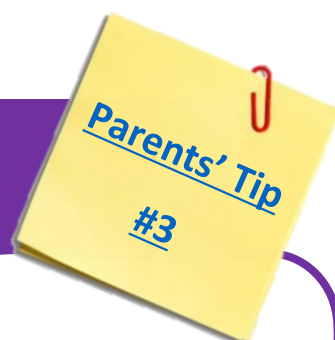
Nathan Schaefer
Elijah Centre Johannesburg



Lemuel Yatali
Elijah Centre Nexus

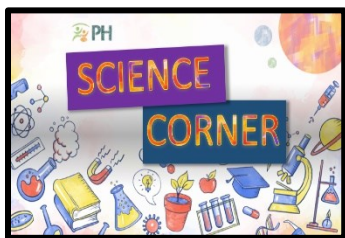
INTERVIEW TIME!

Find out about a parent or guardian's salvation experience! Here are a few questions you may ask:.



QUESTIONS:

1. When did you get saved?
2. How did you feel?
3. What changed after you got saved?
4. How do you continue to guard your thoughts and your actions since being saved?



SHINY VERSUS TARNISHED

God's Armor in our lives is like a copper coin. We need to keep it from getting dirty. If it does get dirty, we can admit to God that we made a mistake and determine to please Him.

Collect the materials needed from the list below, then click the play button for the link for an instructional experiment video!

Parents' Tip
#4

MATERIALS NEEDED:

1. 2 shiny copper coins
2. 2 (about) equally tarnished copper coins
3. $\frac{3}{4}$ cup of vinegar (or lemon juice)
4. 3 teaspoons of salt
5. A bowl



Click Play!



Tarnished



Shiny

PARENTS, PLEASE
VIEW VIDEO
BEFORE AND
REMINDED YOUR
CHILD THAT REAL
SWORDS OR KNIVES
ARE NOT TOYS!

KARATE VIDEO



God's Word tells us to put on salvation as your helmet, and to take the sword of the Spirit so that the devil's schemes are no match for us! Would you like to learn a few more karate blocks that can act as defense mechanisms?



Click on the video to learn more!

SCRIPTURE VERSES FOR REFLECTION



“You don’t know who you are until you read the Word of God.” – Dr. Noel Woodroffe.

Here are some scriptures that tell you how to keep your thoughts pure and how the Word helps us. Read and discuss with a parent or older sibling.

John 3:16

Ephesians 2:8-9

Acts 16:30-31

Psalms 119:130

Hebrews 4:12

James 1:22-25

Isaiah 40:8



PARENTS' TIPS

Parents' Tip

#1

If you don't have stock card, print and stick the photo to cardboard. After your child colors the picture, take a photo to use as a reference for when they are putting the puzzle together. Help them cut it out along the lines.

Parents' Tip

#2

You may use this short extract from Dr. Noel Woodroffe on the Word of God to discuss with our child how God's Word comes into our hearts and give us power to do what is right.



Parents' Tip

#3

If your child is ready to receive Christ. You can lead them through a prayer. Here are a few words you can say: **"We thank you Lord for your Son who died on the Cross for us. I believe that you have forgiven me of my sins. I receive You as my personal Lord and Savior. Help me walk in your ways. Amen"**

Parents' Tip

#4

Here are some questions you can ask to help explain the lesson to your child.

- If the Armor of God (AOG) is like a copper coin, would you prefer your armor be shiny or tarnished?
- How can you keep your AOG shiny?
- Could the tarnished copper coin be made shiny again? Can the tarnished AOG be made shiny again? If so, how?

PARENTS, PLEASE
VIEW VIDEO
BEFORE AND
REMIND YOUR
CHILD THAT REAL
SWORDS OR KNIVES
ARE NOT TOYS!

PARENTS, PLEASE VIEW VIDEO BEFORE AND REMIND YOUR CHILD THAT REAL SWORDS OR KNIVES ARE NOT TOYS!